

ESADE CAMPUS

The ESADE campus in Barcelona spans 29,475 m2 and is located in Pedralbes, one of the city's most attractive residential areas. Its facilities are located close to Avenida Diagonal and one of the city's university districts. Our campus is surrounded by parks and gardens and includes all the resources and services demanded of academic and university life.

The Barcelona-Pedralbes Campus houses our Law (undergraduate and Master's) and Executive Education programmes.

ESADE BARCELONA – LAW SCHOOL

Av. Pedralbes, 60-62, 08034 Barcelona (Building 1)

Programmes offered:

1. Undergraduate Degree in Law (GED)
2. Undergraduate Degree in Law (GED) and Bachelor in Global Governance
3. Double Degree in Business Administration and Law

Marqués de Mulhacén, 40-42, 08034 Barcelona (Building 2)

Programmes offered:

1. Master's in Law
2. Post-graduate and refresher programmes

ESADE BARCELONA – BUSINESS SCHOOL

Avinguda d'Esplugues, 92-96, 08034 Barcelona (Building 3)

Programmes offered:

1. Executive MBAs
2. Open Programmes
3. Custom Programmes
4. Executive Masters



ESADE Barcelona (Building 1)



SERVICES

- Library - Information and Knowledge Service (SIC) *(Building 2)*
- ATM *(Building 1)*
- Cafeterias *(Buildings 1, 2 y 3)*
- Car Park *(Buildings 1 y 3)*
- Executive Education Office *(Building 3)*
- Law School Office *(Building 1)*
- ESADE Alumni *(Building 1)*

BUILDING HOURS

- BUILDING 1**
September: Monday to Friday, 8.30 am to 10.00 pm
October-June: Monday to Friday, 8.00 am to 12.00 am
- BUILDING 2**
September: Monday to Friday, 7.30 am to 8.00 pm
Saturday: 9.00 am to 2.00 pm
October-June: Monday to Friday, 7.00 am to 12.00 am
- BUILDING 3**
September: Monday to Friday, 7.30 am to 10.00 pm
Saturday: 9.00 am to 2.30 pm
October-June: Monday to Friday, 7.30 am to 10.00 pm
Saturday: 8.00 am to 2.30 pm

HOW TO GET HERE

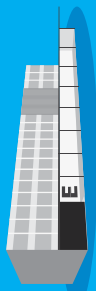
ESADE is only 15 minutes away by car from the Barcelona-El Prat Airport. The area is easy to access from both downtown and outside the city by car and public transport.

BUS:
 Several city bus lines have stops near ESADE 22, 63, 64, 75 and 78

METRO:
 The closest stop to Building 1 is **María Cristina (L3)**; to Building 3 it's **Palau Reial (L3)**. Both stops are approximately 500 meters from the respective buildings.

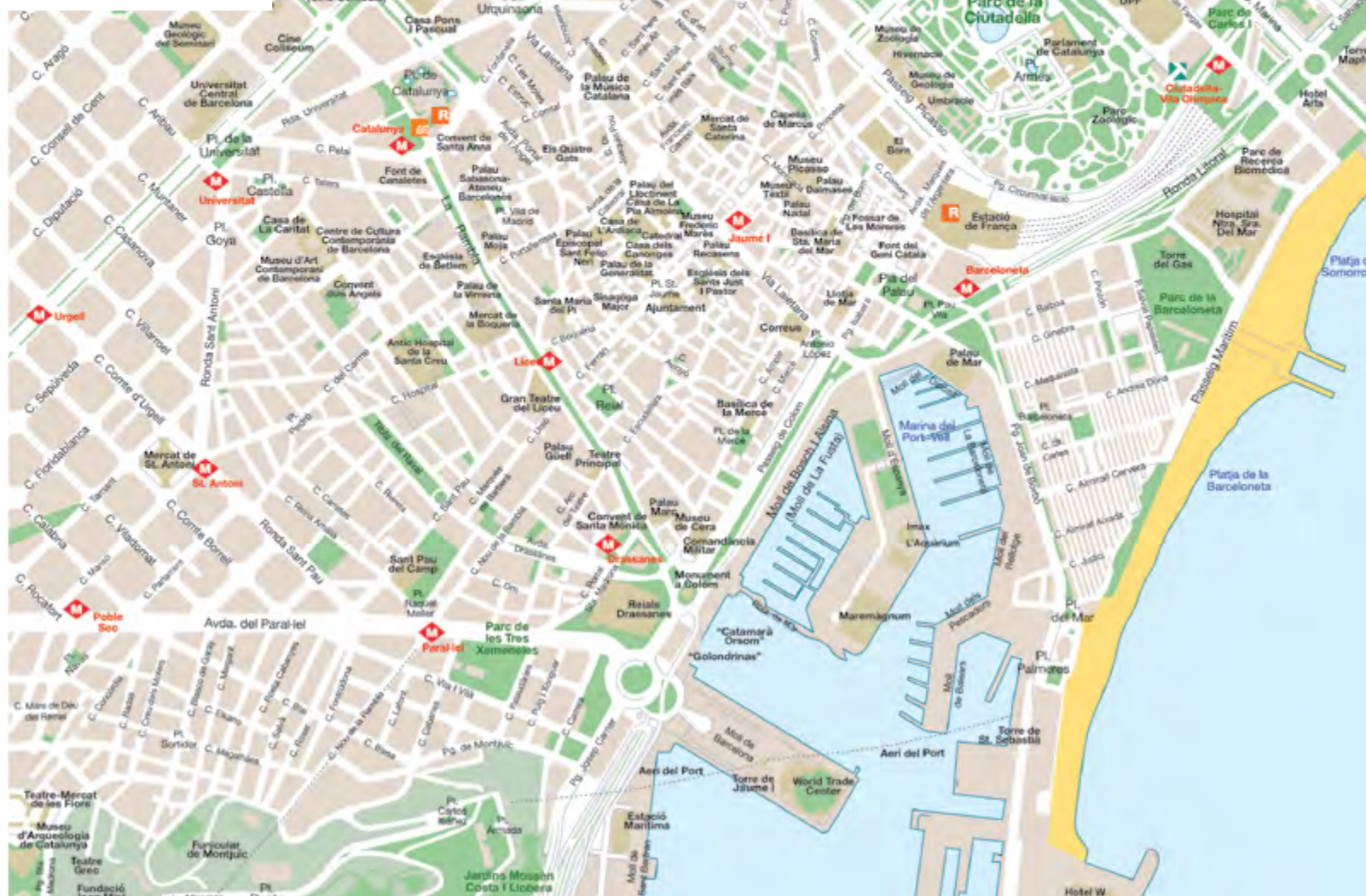
FERROCARRILS DE LA GENERALITAT DE CATALUNYA (FGC):
 The closest commuter train station is **Reina Elisenda (L6)**, approximately 250 m from ESADE.

BICING:
 Bicing is Barcelona's bike hire programme. There are bike stations throughout the entire city, connecting you easily and sustainably to our Pedralbes Campus.

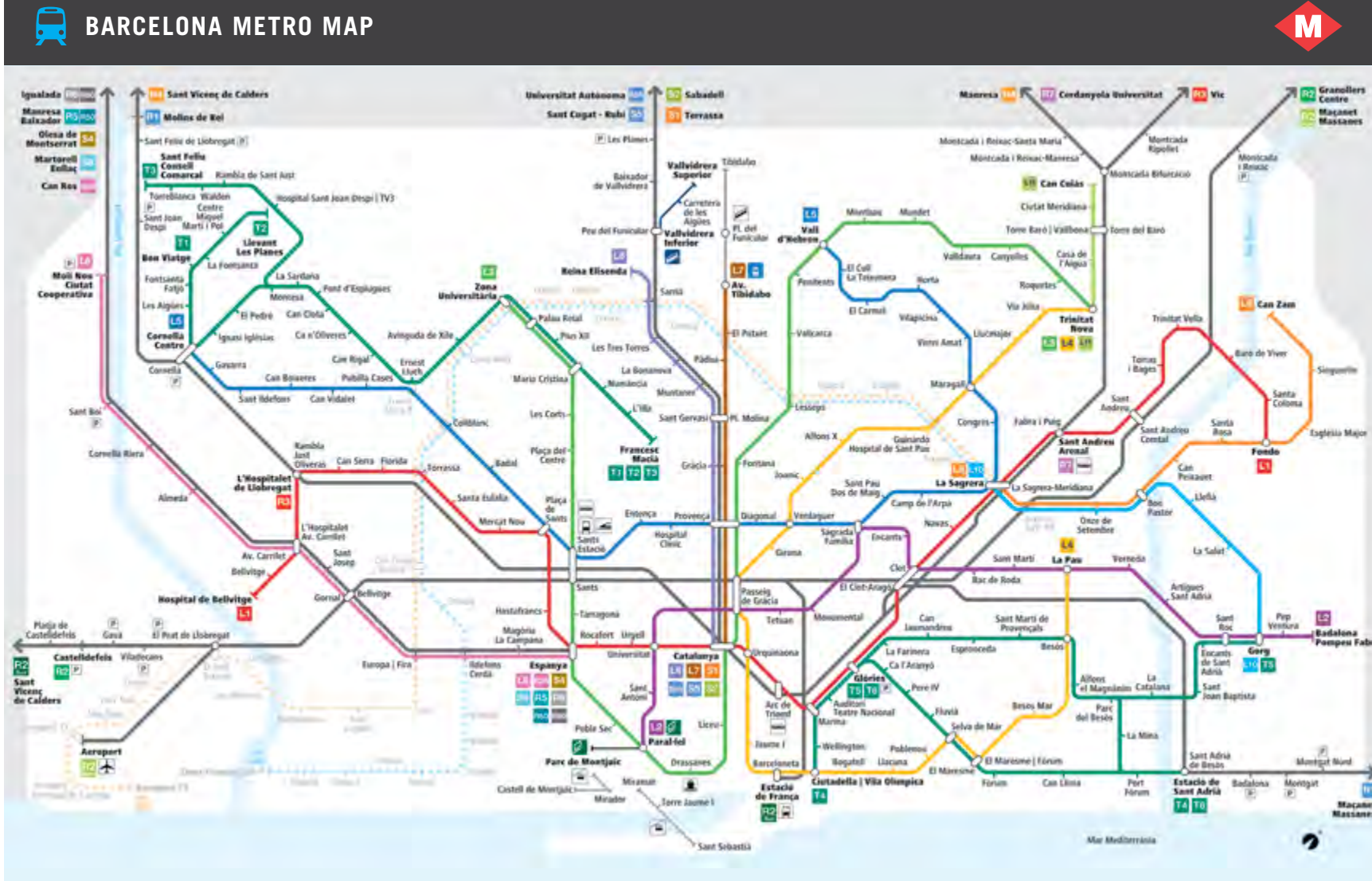


ESADE

ESADE BARCELONA - PEDRALBES CAMPUS



BARCELONA METRO MAP



BCN APPS



Vallès metro



HAILO
Authorised drivers in Barcelona



BCN AL MÒBIL
Barcelona Town Hall services for mobile devices



TMB
Your transport service in Barcelona



APP BICING
Public bicycle hire



TRÀNSIT
Catalan traffic service

MAP OF BARCELONA



USEFUL TELEPHONE NUMBERS

ESADE LAW SCHOOL RECEPTION
932 806 162

ESADE EXECUTIVE EDUCATION RECEPTION
932 806 162

EMERGENCIES 112

BARCELONA-EL PRAT AIRPORT
902 404 704

METROPOLITAN POLICE 092

NATIONAL POLICE 091

TAXIS 933 033 033

BARCELONA INFORMATION
010 (within Barcelona)
807 117 700 (outside the metropolitan area)

BARCELONA METROPOLITAN TRANSIT AUTHORITY (TMB)
902 075 027 Monday to Friday, 8.00 am to 9.00 pm

RENFE CUSTOMER SERVICE
902 320 320

ESADE
Ramon Llull University

ESADE Barcelona – Law School
Av. Pedralbes, 60-62
08034 Barcelona
www.esade.edu/derecho
Tel.: +34 932 806 162

ESADE Barcelona – Business School
Avinguda d'Espingues, 92-96
08034 Barcelona
www.esade.edu/excd
Tel.: +34 932 806 162