En l' informe següent trobareu els indicadors dels programes de Grau, referents a:

- Indicadors de programa
- Indicadors de professorat del programa
- Satisfacció dels estudiants i graduats
- Ràtios del programa

In the following report, indicators to the Bachelor's degree programs, are included:

- *Program Indicators*
- *Program Faculty Indicators*
- *Student and Graduate satisfaction*
- *Program Ratios*

En el siguiente informe, se muestran en los indicadores de los programas de Grado, referentes a:

- Indicadores de programa
- Indicadores del profesorado del programa
- Satisfacción de los estudiantes y graduados
- Ratios del programa

Bachelor of Business Administration

Bachelor in Transformational Leadership and Social Impact

Degree in Global Governance and Legal Order

Bachelor in Law

esade

Program Indicators

Supply, demand and enrollment

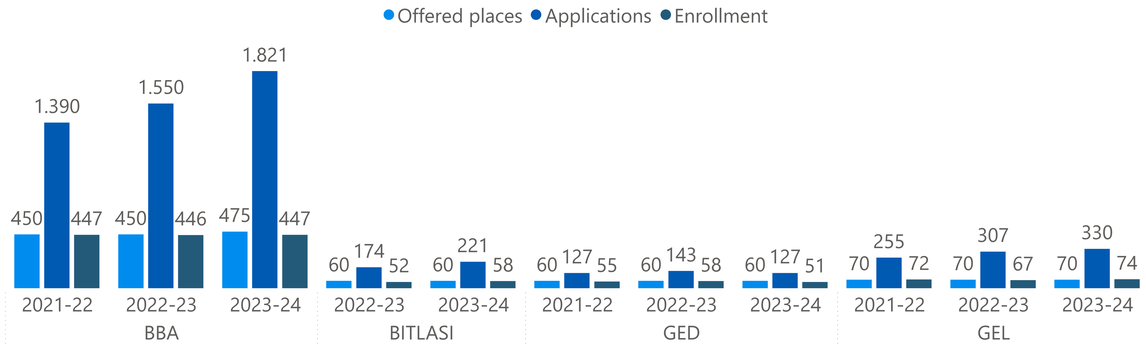

Access

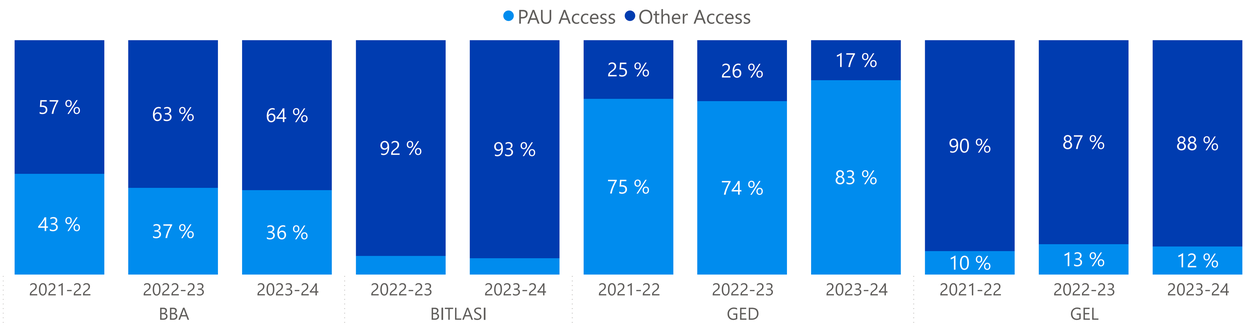

Program Faculty Indicators

% of teaching hours by doctoral status

Programa	Faculty	# HIDAs	% HIDAs	% HIDAS by Accredited Faculty
BBA	Doctors	6.194	47 %	77 %
	No doctors	6.938	53 %	
	TOTAL	13.132	100 %	
BITLASI	Doctors	653	53 %	70 %
	No doctors	585	47 %	
	TOTAL	1.238	100 %	
GED	Doctors	2.428	52 %	74 %
	No doctors	2.222	48 %	
	TOTAL	4.650	100 %	
GEL	Doctors	1.287	48 %	54 %
	No doctors	1.382	52 %	
	TOTAL	2.669	100 %	

% HIDAs by research status

Programa	% HIDAs by Faculty with an Active Research Six-Year Period	% HIDAs by Faculty with a Positive Evaluation in DOCENTIA
BBA	16 %	29 %
BITLASI	17 %	44 %
GED	18 %	38 %
GEL	15 %	19 %

Student and Graduate Satisfaction

Student satisfaction with faculty

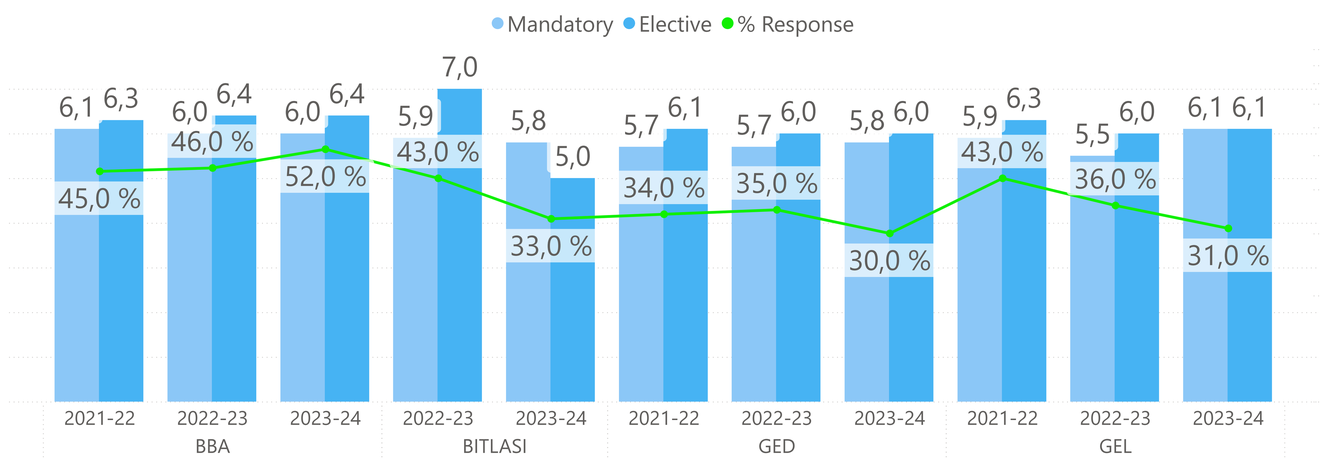

Graduate Satisfaction

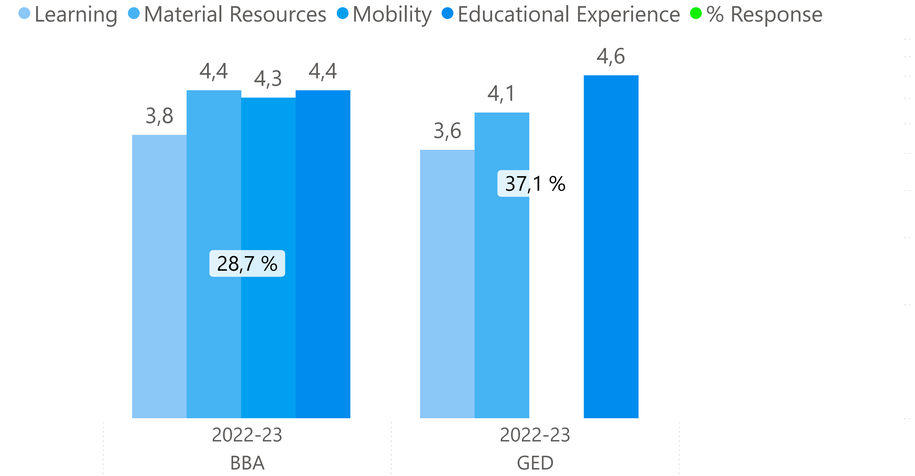

Program Ratios

First-Year Ratios

Programa	Success Rate	Attendance Rate	Achievement Rate	Attrition Rate
BBA				
2021-22	96,1 %	98,5 %	94,6 %	5,3 %
2022-23	95,4 %	98,6 %	94,1 %	10,5 %
2023-24	95,4 %	98,6 %	97,0 %	7,1 %
BITLASI				
2022-23	96,8 %	99,3 %	96,1 %	
2023-24	97,2 %	99,5 %	95,7 %	
GED				
2021-22	93,6 %	98,2 %	91,9 %	3,7 %
2022-23	94,6 %	98,7 %	93,6 %	9,5 %
2023-24	96,6 %	99,1 %	95,7 %	3,9 %
GEL				
2021-22	97,8 %	97,1 %	95,0 %	4,3 %
2022-23	96,6 %	98,1 %	94,8 %	9,5 %
2023-24	97,0 %	95,6 %	94,6 %	6,5 %

Last Year Ratios

Programa	Performance Rate	Efficiency Rate	Graduation Rate	Attrition Rate
BBA				
2021-22	95,1 %	98,6 %	68,0 %	7,2 %
2022-23	96,3 %	95,1 %	69,5 %	11,9 %
2023-24	97,0 %	95,0 %	72,5 %	12,1 %
BITLASI				
2022-23	96,1 %			
2023-24	96,8 %			
GED				
2021-22	94,5 %	91,3 %	76,0 %	9,7 %
2022-23	95,6 %	88,5 %	78,9 %	9,2 %
2023-24	96,8 %	94,3 %	81,5 %	9,2 %
GEL				
2021-22	95,5 %			
2022-23	96,1 %			
2023-24	96,0 %			

Job Placement

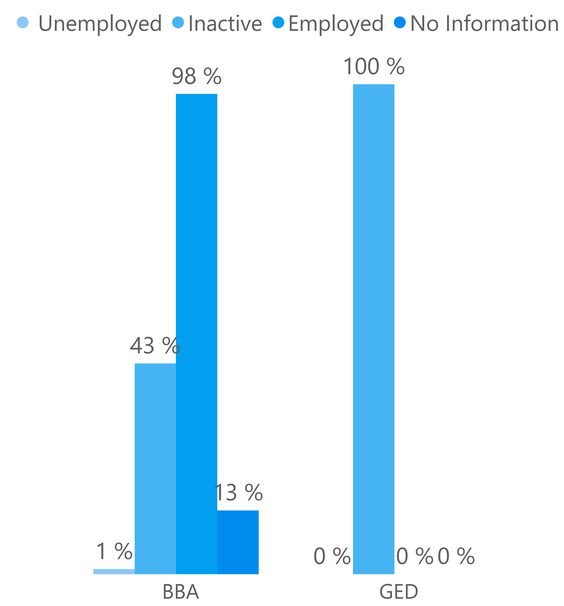

esade

Bachelor of Business Administration

Program Indicators

Supply, demand and enrollment

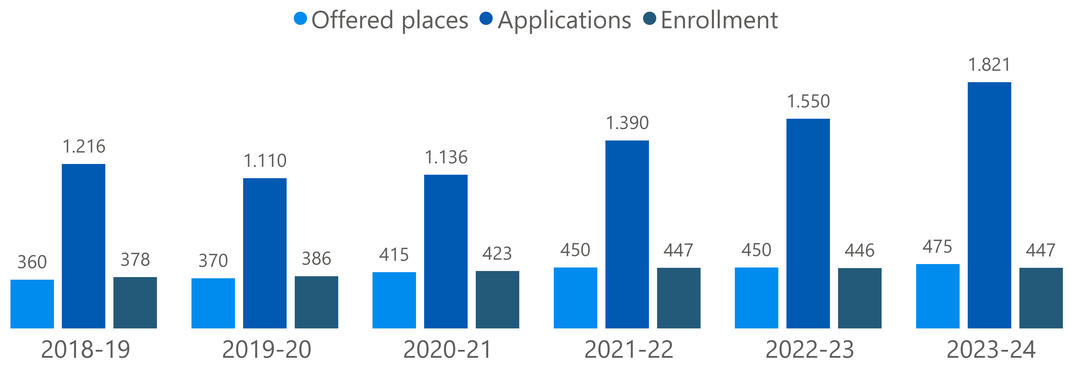

Access

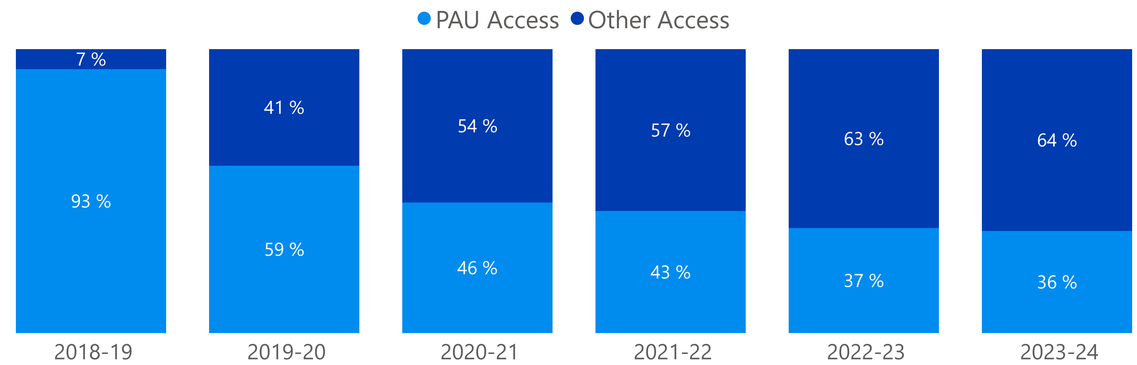

Program Faculty Indicators

% of teaching hours by doctoral status

Year	2023-24		
Faculty	# HIDAs	% HIDAs	% HIDAS by Accredited Faculty
Doctors	6.194	47 %	77 %
No doctors	6.938	53 %	
TOTAL	13.132	100 %	

% HIDAs by research status

Year	2023-24	
Faculty	% HIDAs by Faculty with an Active Research Six-Year Period	% HIDAs by Faculty with a Positive Evaluation in DOCENTIA
TOTAL	16 %	29 %

Student and Graduate Satisfaction

Student satisfaction with faculty

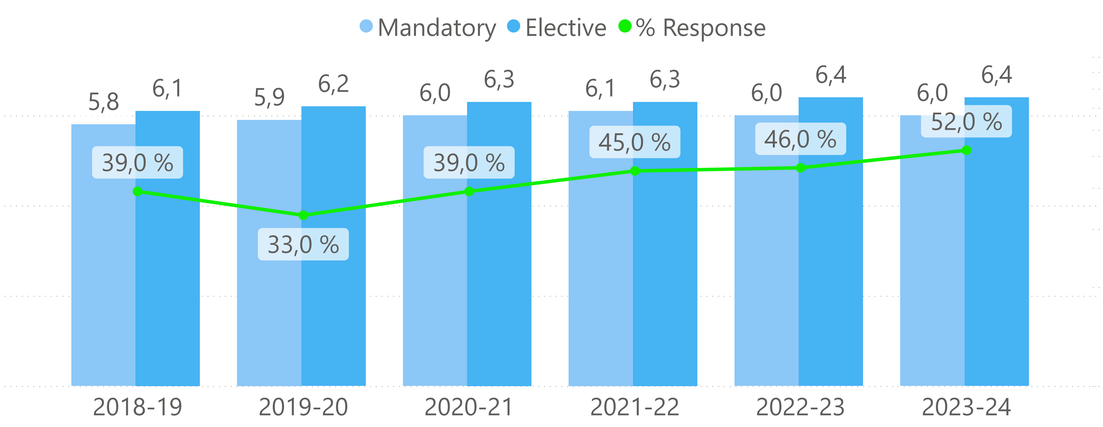

Graduate Satisfaction

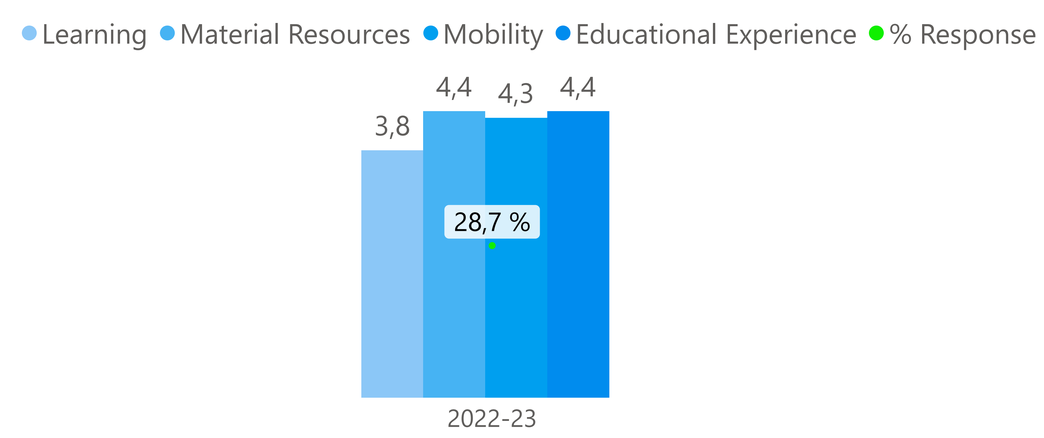

Program Ratios

First-Year

	2018-19	2019-20	2020-21	2021-22	2022-23	2023-24
Success Rate	97,1 %	96,6 %	97,0 %	96,1 %	95,4 %	95,4 %
Attendance Rate	99,8 %	99,3 %	98,4 %	98,5 %	98,6 %	98,6 %
Achievement Rate	96,9 %	95,9 %	95,5 %	94,6 %	94,1 %	97,0 %
Attrition Rate	3,2 %	1,1 %	7,5 %	5,3 %	10,5 %	7,1 %

Last Year Ratios

	2018-19	2019-20	2020-21	2021-22	2022-23	2023-24
Performance Rate	95,7 %	97,3 %	97,4 %	95,1 %	96,3 %	97,0 %
Efficiency Rate	96,9 %	95,7 %	96,7 %	98,6 %	95,1 %	95,0 %
Graduation Rate	76,3 %	92,0 %	84,0 %	68,0 %	69,5 %	72,5 %
Attrition Rate	3,5 %	3,2 %	6,1 %	7,2 %	11,9 %	12,1 %

Job Placement

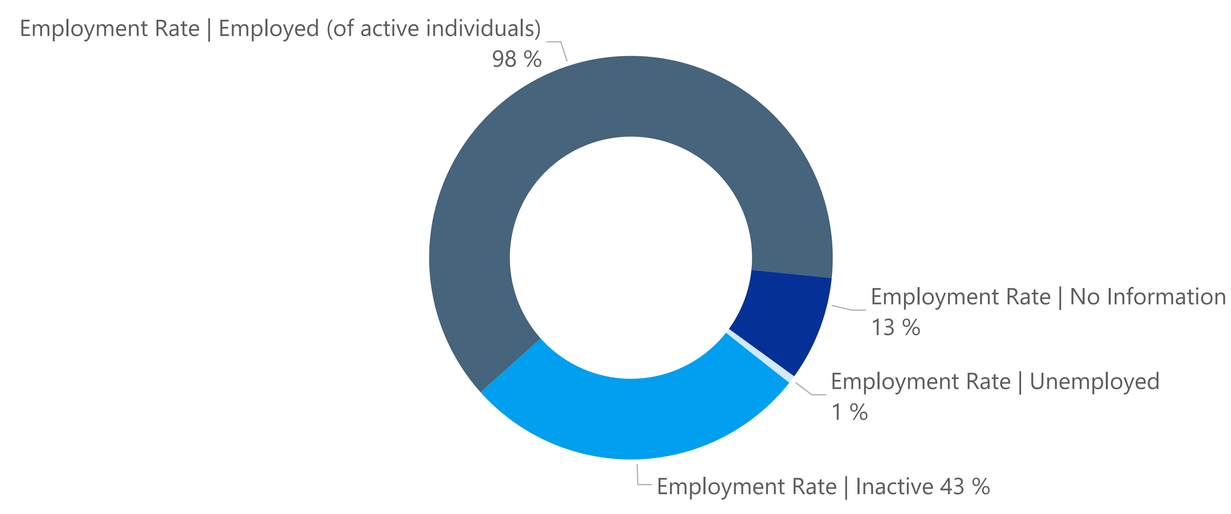

Q&R UNIT

esade

Bachelor in Transformational Leadership and Social Impact

Program Indicators

Supply, demand and enrollment

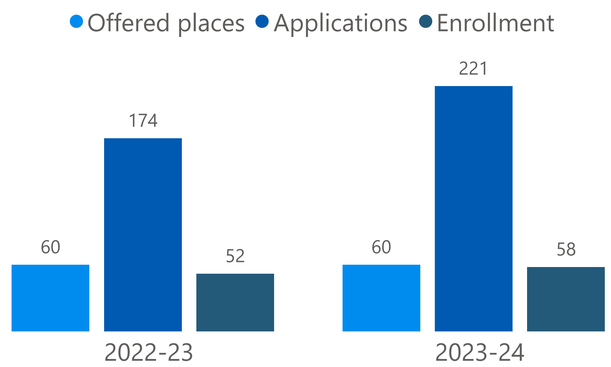

Access

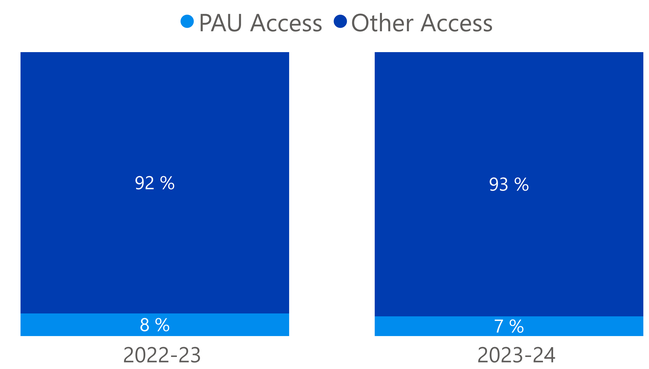

Program Faculty Indicators

% of teaching hours by doctoral status

Year	2023-24		
Faculty	# HIDAs	% HIDAs	% HIDAS by Accredited Faculty
Doctors	653	53 %	70 %
No doctors	585	47 %	
TOTAL	1.238	100 %	

% HIDAs by research status

Year	2023-24	
Faculty	% HIDAs by Faculty with an Active Research Six-Year Period	% HIDAs by Faculty with a Positive Evaluation in DOCENTIA
TOTAL	17 %	44 %

Student and Graduate Satisfaction

Student satisfaction with faculty

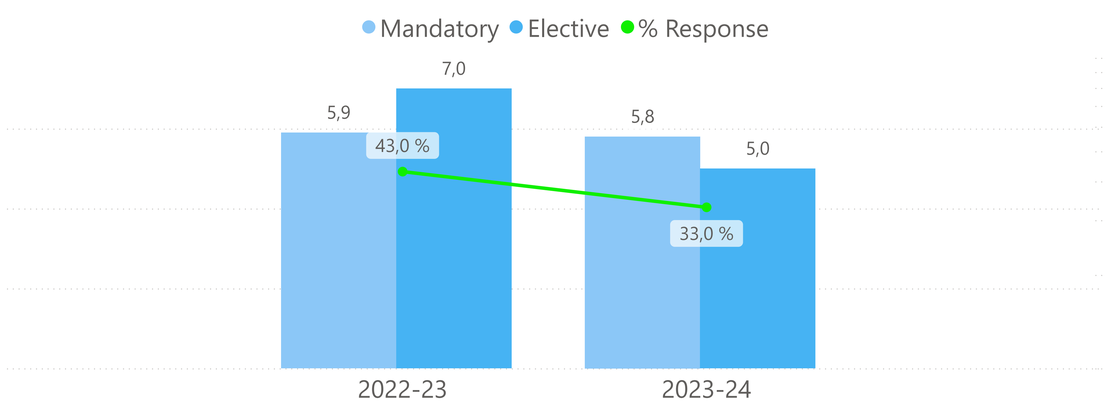

Graduate Satisfaction

Not applicable

Program Ratios

First-Year

	2022-23	2023-24
Success Rate	96,8 %	97,2 %
Attendance Rate	99,3 %	99,5 %
Achievement Rate	96,1 %	95,7 %
Attrition Rate		

Last Year Ratios

	2022-23	2023-24
Performance Rate	96,1 %	96,8 %
Efficiency Rate		
Graduation Rate		
Attrition Rate		

Job Placement

Not applicable

QAR UNIT

esade

Bachelor in Law

Program Indicators

Supply, demand and enrollment

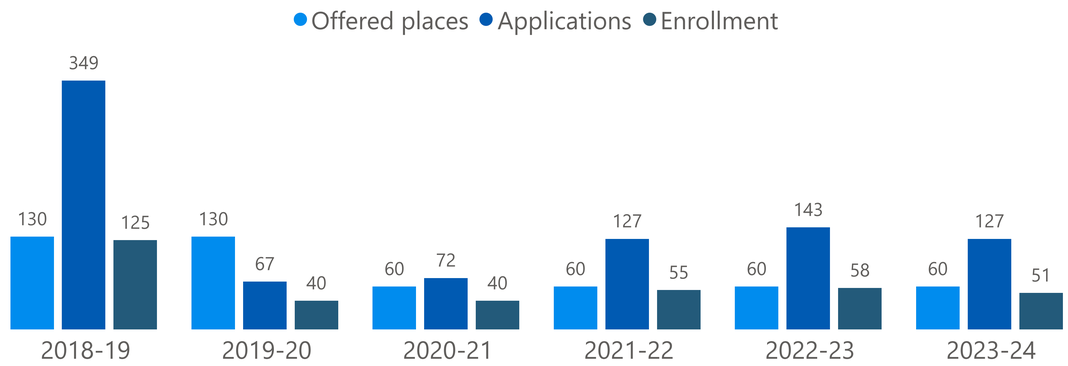

Access

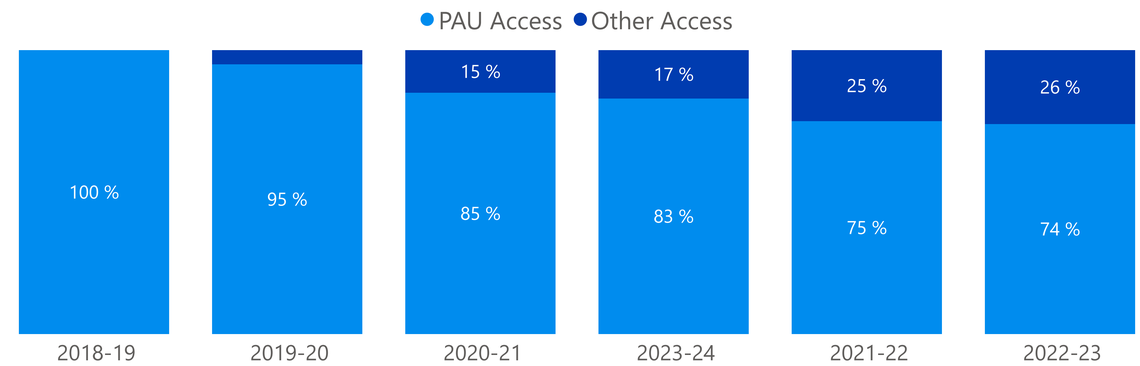

Program Faculty Indicators

% of teaching hours by doctoral status

Year	2023-24		
Faculty	# HIDAs	% HIDAs	% HIDAS by Accredited Faculty
Doctors	2.428	52 %	74 %
No doctors	2.222	48 %	
TOTAL	4.650	100 %	

% HIDAs by research status

Year	2023-24	
Faculty	% HIDAs by Faculty with an Active Research Six-Year Period	% HIDAs by Faculty with a Positive Evaluation in DOCENTIA
TOTAL	18 %	38 %

Student and Graduate Satisfaction

Student satisfaction with faculty

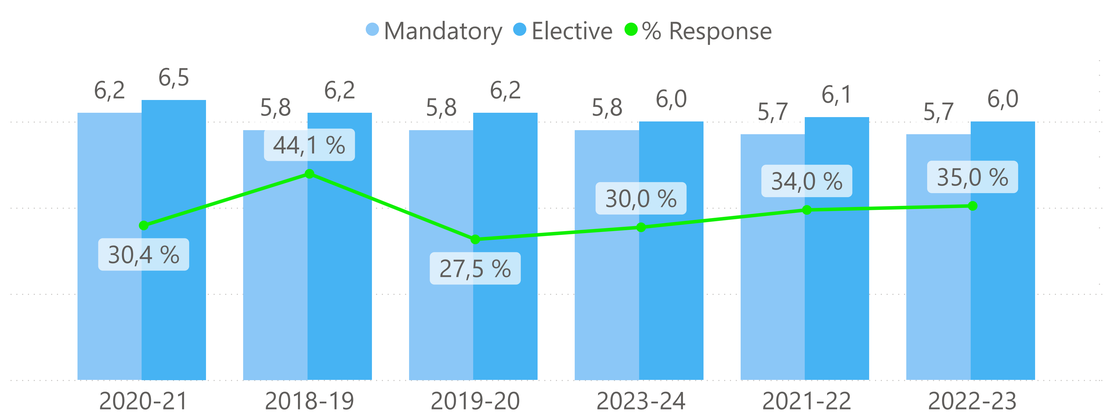

Graduate Satisfaction

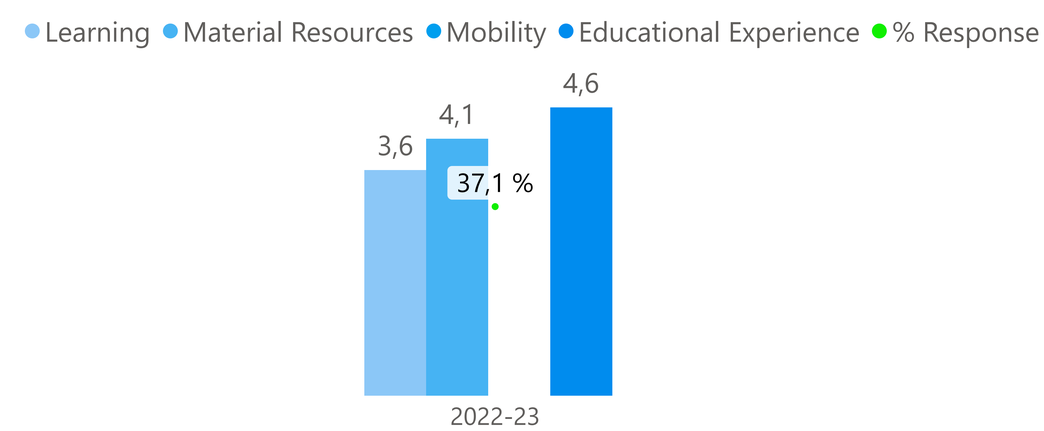

Program Ratios

First-Year

	2018-19	2019-20	2020-21	2021-22	2022-23	2023-24
Success Rate	95,7 %	95,8 %	91,3 %	93,6 %	94,6 %	96,6 %
Attendance Rate	95,5 %	98,4 %	94,8 %	98,2 %	98,7 %	99,1 %
Achievement Rate	91,5 %	94,3 %	86,5 %	91,9 %	93,6 %	95,7 %
Attrition Rate	0,6 %	0,5 %	4,6 %	3,7 %	9,5 %	3,9 %

Last Year Ratios

	2018-19	2019-20	2020-21	2021-22	2022-23	2023-24
Performance Rate	94,9 %	95,5 %	94,9 %	94,5 %	95,6 %	96,8 %
Efficiency Rate	88,1 %	89,1 %	91,8 %	91,3 %	88,5 %	94,3 %
Graduation Rate	81,6 %	80,6 %	78,0 %	76,0 %	78,9 %	81,5 %
Attrition Rate	10,8 %	10,9 %	10,3 %	9,7 %	9,2 %	9,2 %

Job Placement

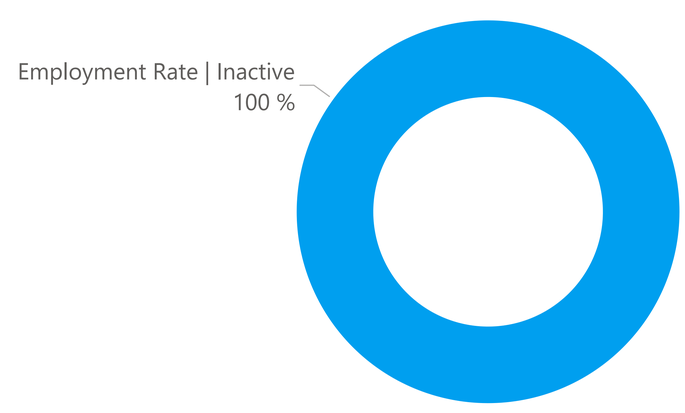

QAR UNIT

esade

Degree in Global Governance and Legal Order

Program Indicators

Supply, demand and enrollment

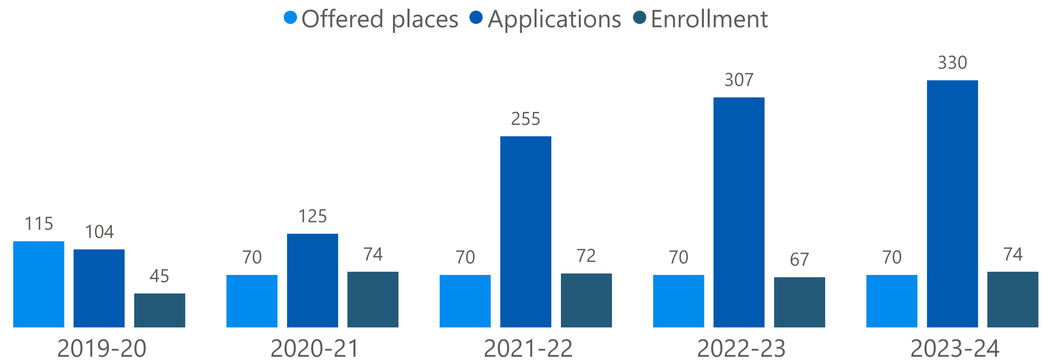

Access

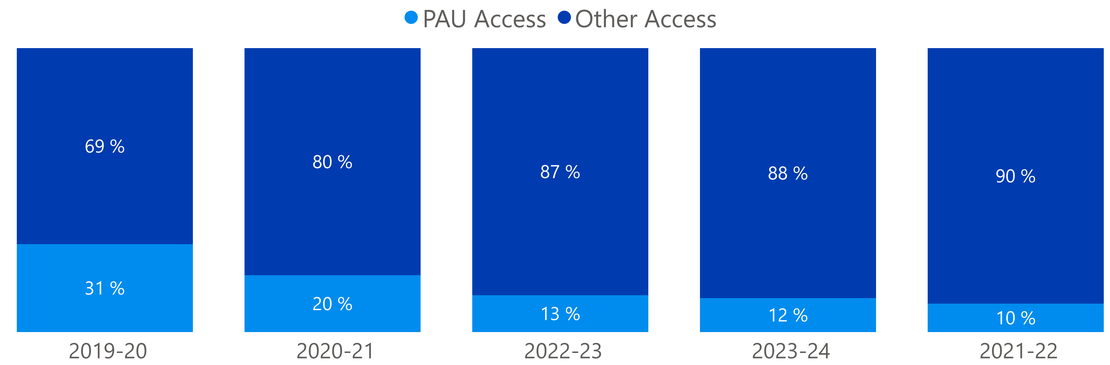

Program Faculty Indicators

% of teaching hours by doctoral status

Year	2023-24		
Faculty	# HIDAs	% HIDAs	% HIDAS by Accredited Faculty
Doctors	1.287	48 %	54 %
No doctors	1.382	52 %	
TOTAL	2.669	100 %	

% HIDAs by research status

Year	2023-24	
Faculty	% HIDAs by Faculty with an Active Research Six-Year Period	% HIDAs by Faculty with a Positive Evaluation in DOCENTIA
TOTAL	15 %	19 %

Student and Graduate Satisfaction

Student satisfaction with faculty

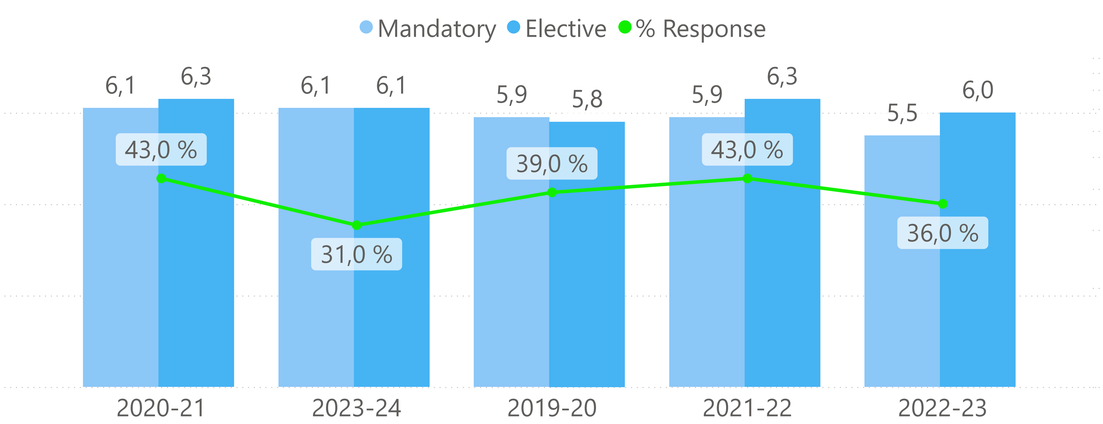

Graduate Satisfaction

Not applicable

Program Ratios

First-Year

	2020-21	2021-22	2022-23	2023-24
Success Rate	97,4 %	97,8 %	96,6 %	97,0 %
Attendance Rate	97,1 %	97,1 %	98,1 %	95,6 %
Achievement Rate	94,6 %	95,0 %	94,8 %	94,6 %
Attrition Rate		4,3 %	9,5 %	6,5 %

Last Year Ratios

	2020-21	2021-22	2022-23	2023-24
Performance Rate	94,6 %	95,5 %	96,1 %	96,0 %
Efficiency Rate				
Graduation Rate				
Attrition Rate				

Job Placement

Not applicable

Q&R UNIT